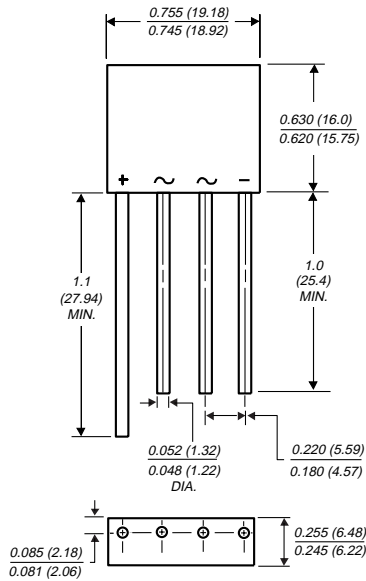


KBL005 THRU KBL10

SINGLE-PHASE BRIDGE RECTIFIER

Reverse Voltage - 50 to 1000 Volts Forward Current - 4.0 Amperes


Case Style KBL



Dimensions in inches and (millimeters)

FEATURES

- ◆ Plastic material has Underwriters Laboratory Flammability Classification 94V-0
- ◆ This series is UL listed under the Recognized Component Index, file number E54214
- ◆ High case dielectric strength of 1500 VRMS
- ◆ Ideal for printed circuit boards
- ◆ High forward surge current capability
- ◆ High surge current capability
- ◆ High temperature soldering guaranteed: 250°C/10 seconds, 0.375" (9.5mm) lead length, 5lbs. (2.3kg) tension



MECHANICAL DATA

Case: Molded plastic body

Terminals: Plated leads solderable per MIL-STD-750, Method 2026

Mounting Position: Any

Weight: 0.2 ounce, 5.6 grams

MAXIMUM RATINGS AND ELECTRICAL CHARACTERISTICS

Ratings at 25°C ambient temperature unless otherwise specified.

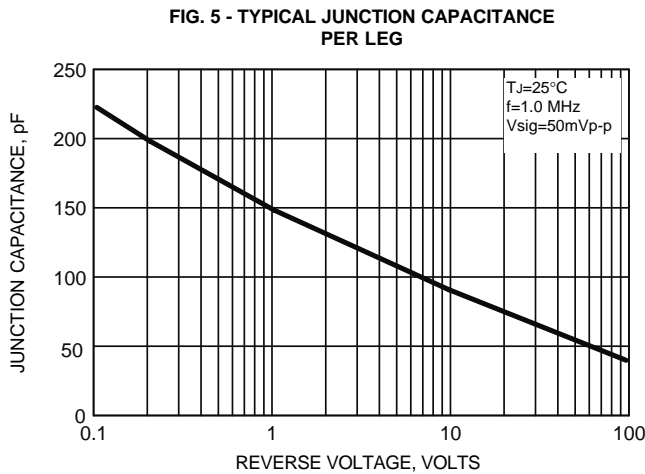
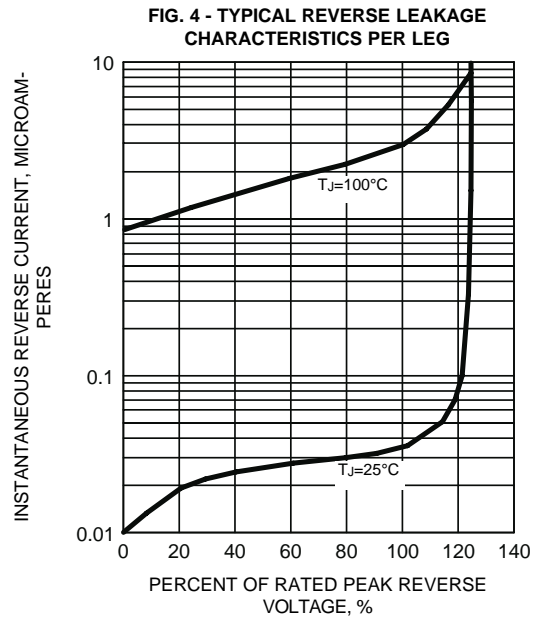
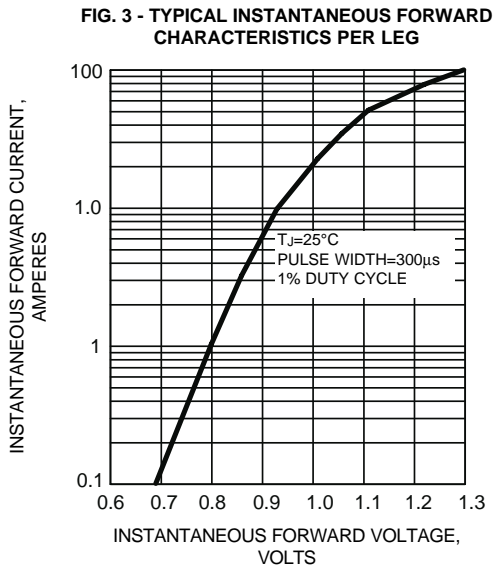
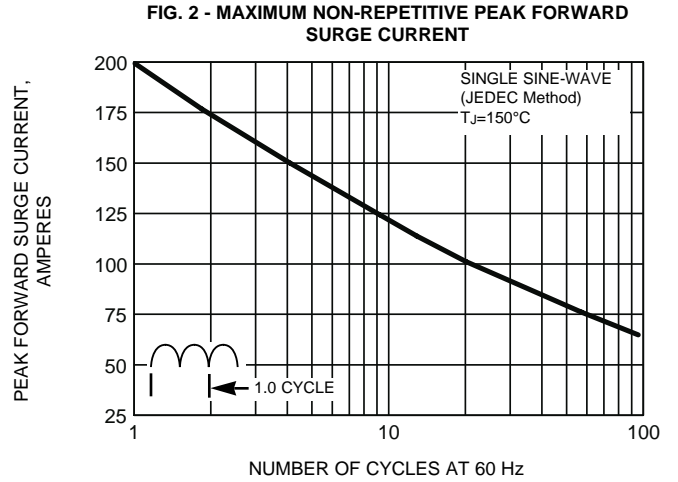
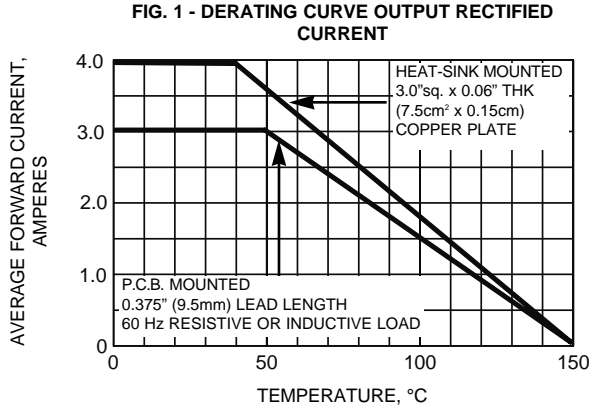
	SYMBOLS	KBL 005	KBL 01	KBL 02	KBL 04	KBL 06	KBL 08	KBL 10	UNITS
Maximum repetitive peak reverse voltage	VRRM	50	100	200	400	600	800	1000	Volts
Maximum RMS voltage	VRMS	35	70	140	280	420	560	700	Volts
Maximum DC blocking voltage	VDC	50	100	200	400	600	800	1000	Volts
Maximum average forward output current at TA=50°C	IAV	4.0							Amps
Peak forward surge current single half sine-wave superimposed on rated load (JEDEC Method) TJ=150°C	IFSM	200.0							Amps
Maximum instantaneous forward voltage drop per leg at 4.0A	VF	1.1							Volts
Maximum DC reverse current at rated DC blocking voltage per leg	IR	5.0 1.0							μA mA
Typical thermal resistance per leg (NOTE 1) (NOTE 2)	RθJA RθJL	19.0 2.4							°C/W
Operating junction and storage temperature range	TJ, TSTG	-50 to +150							°C

NOTES:

(1) Thermal resistance from junction to ambient with units mounted on 3.0 x 3.0 x 0.11" thick (7.5 x 7.5 x 0.3cm) Al. plate

(2) Thermal resistance from junction to lead with units mounted on P.C.B. at 0.375" (9.5mm) lead length and 0.5 x 0.5" (12 x 12mm) copper pads

RATINGS AND CHARACTERISTICS CURVES KBL005 THRU KBL10



This datasheet has been download from:

www.datasheetcatalog.com

Datasheets for electronics components.